

Salmaniya Medical Complex in Summary

Contents

	<i>Page</i>
<i>Introduction</i>	<i>i</i>
<i>Out-Patient Visits</i>	<i>i</i>
<i>Accident and Emergency Visits</i>	<i>i</i>
<i>Day Case Unit</i>	<i>ii</i>
<i>Hospital Admissions</i>	<i>ii</i>
<i>Hospital Discharges</i>	<i>ii</i>
<i>Departments Activities</i>	<i>ii</i>
<i>Medical Department</i>	<i>ii</i>
<i>Surgical Department</i>	<i>iii</i>
<i>Orthopedics Surgery</i>	<i>iii</i>
<i>Plastic Surgery/Burns</i>	<i>iii</i>
<i>Pediatrics</i>	<i>iv</i>
<i>Obstetrics/Gynaecology</i>	<i>iv</i>
<i>Ear, Nose and Throat Department</i>	<i>iv</i>
<i>Ophthalmology</i>	<i>v</i>
<i>Dental Department</i>	<i>v</i>

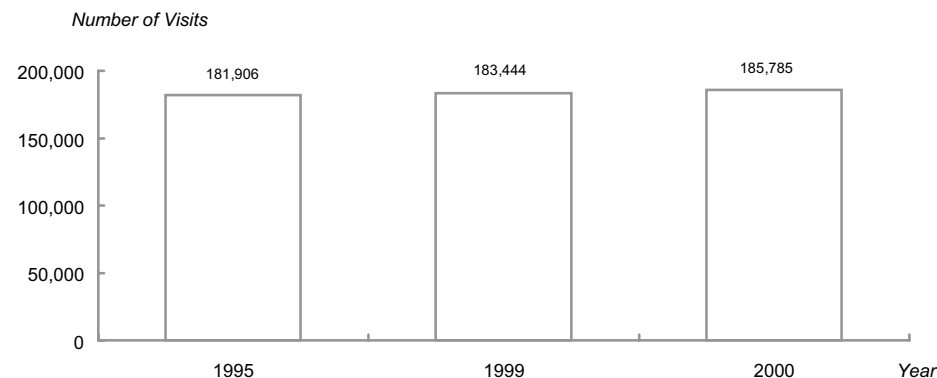
Introduction

The Salmaniya Medical Complex is the main secondary and tertiary care facility in Bahrain. Therefore, it is important to look at the activities provided at this facility in depth. You will find a brief analysis of the main medical departments activities provided in the year 2000, in comparison to the years 1995 and 1999. It demonstrates the work load at these major clinical departments.

Out-Patient Visits

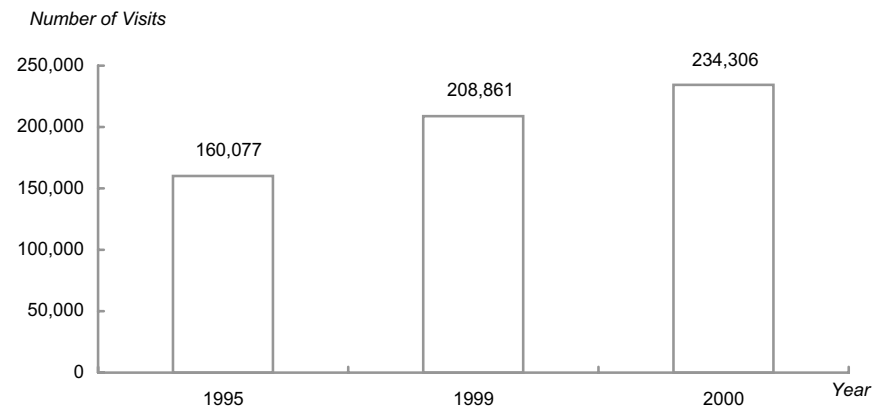
A total number of 185,785 visits to the Salmaniya Medical Complex outpatients clinics were recorded in 2000. Among these 53,330 (29%) were new patients visits and the remaining 132,455 (71%) were follow-ups. Out of the total new visits 6,690 patient's were seen as emergency cases in Ear, Nose and Throat, Ophthalmology and Dental Clinics. There were 289,003 patients scheduled for appointments but only 179,095 patients were seen and the remaining 109,908 (38%) were defaulters.

Out-Patient Visits



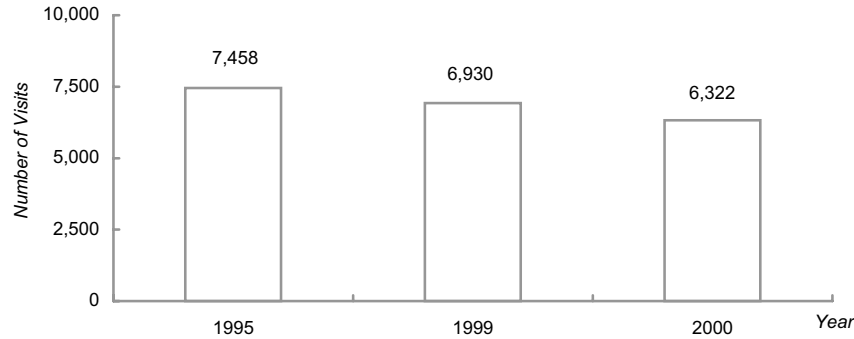
Accident and Emergency Visits

In 2000 a total number of 234,306 patients were triaged. Among them 163,522 were treated by Accidents & Emergency doctors and the rest were either treated by the triage team or referred back to Health Centers for further care. Out of the total, 4,050 patients were victims of Road and Traffic Accidents and 1,538 Industrial Accidents. In addition to that 1,083 were the Ministry's staff who received treatment in the staff clinic at the Accident & Emergency in 2000.



Day Case Unit

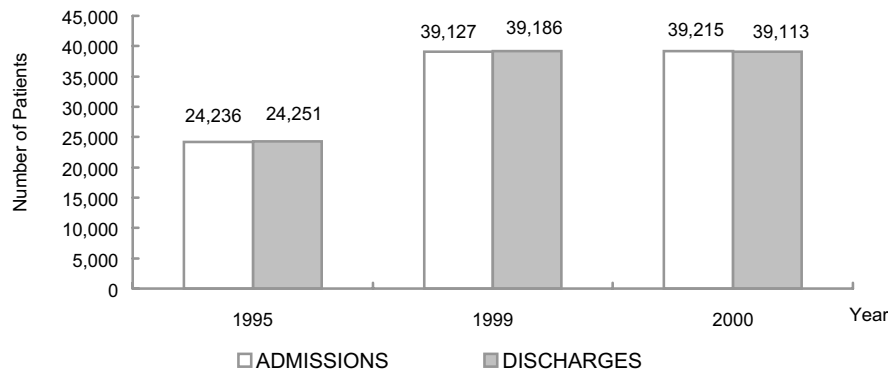
A total number of 6,322 patients have received their treatment in the Day Case Unit. 5,794 patients were scheduled for surgeries but only 5,309 were actually operated.



Hospital Admissions

The total number of patients admitted at different wards at Salmaniya Medical Complex including Special Baby Care unit were 39,215 in year 2000. Among these patients 31,554 (80%) were Bahrainis and the remaining 7,661 (20%) were Non-Bahrainis. There were 16,609 (42%) male and 22,606 (58%) female patients. The Average Length of Stay (L.O.S.) for 2000 was 6.69 days excluding Day Case Unit.

The distribution of the admitted patients by source of admission showed that there 26,828 (68%) patients who were admitted through Accident & Emergency, 8,896 (23%) patients through Outpatients Department, and the remaining 3,491 (9%) were through Ministry's Limited Private Practice and the external Private Clinics.



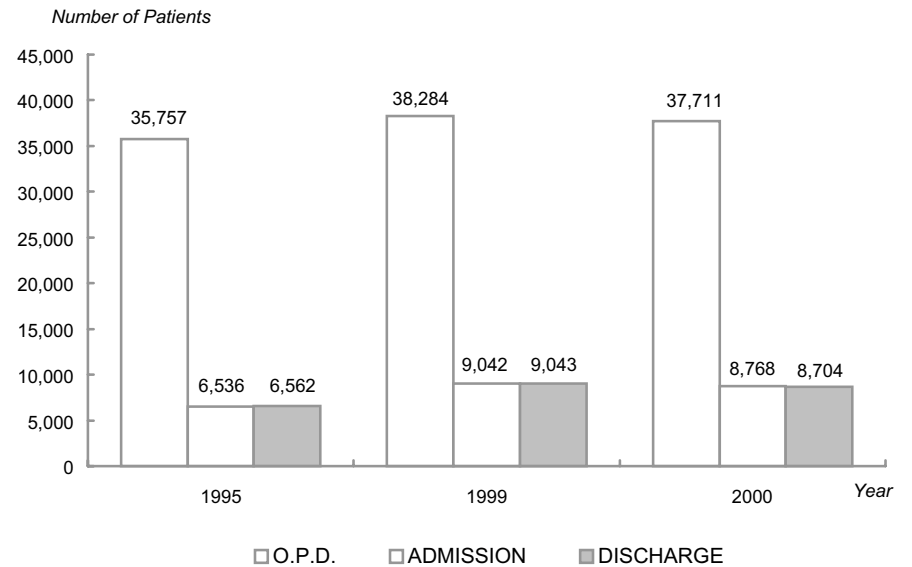
Hospital Discharges

There were 39,113 patients discharges both alive and dead, with a total of 262,237 as a total patients discharge days and an average of 6.7 inpatient days. Out of these discharges, there were 931 deaths in 2000. The bulk of the number (726) were among patients under the care of Medical Department.

Departments Activities

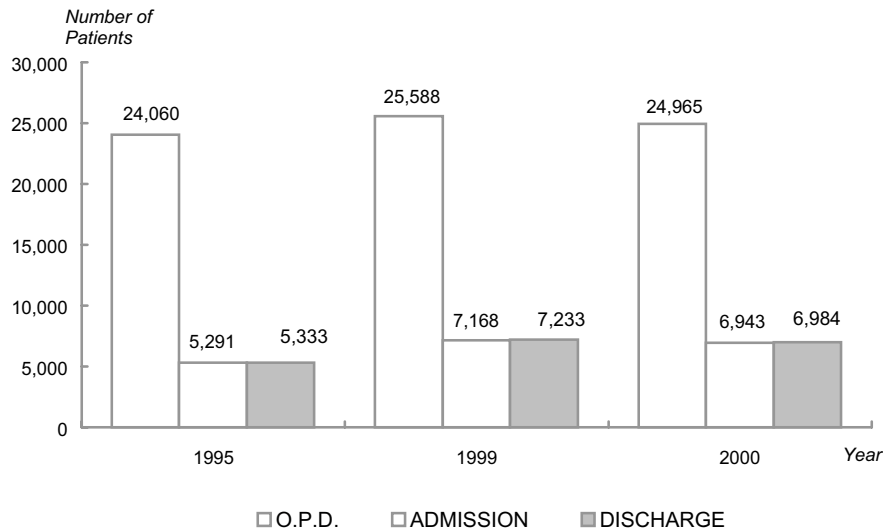
Medical Department

A total number of 37,711 outpatient visits were registered in 2000. Among these 7,893 were new visits and the remaining 29,818 were followup visits. A total of 8,768 inpatients were admitted under the care of Medical Department through different sources of admission. Out of these sources 7,729 (88%) were admitted through Accident & Emergency, 863 (10%) through Outpatient clinics and the remaining 176 (2%) through the Ministry's Limited Private Practice and Private Clinics. A total number of 8,704 patients were discharged for 80,287 discharge days and the average Length of Stay was 9.2 days. (A total number of 8,704 patients were discharged for 80,287 discharge days and the average Length of Stay was 9.2 days (excluding patients who stayed in the hospital more than 21 days).



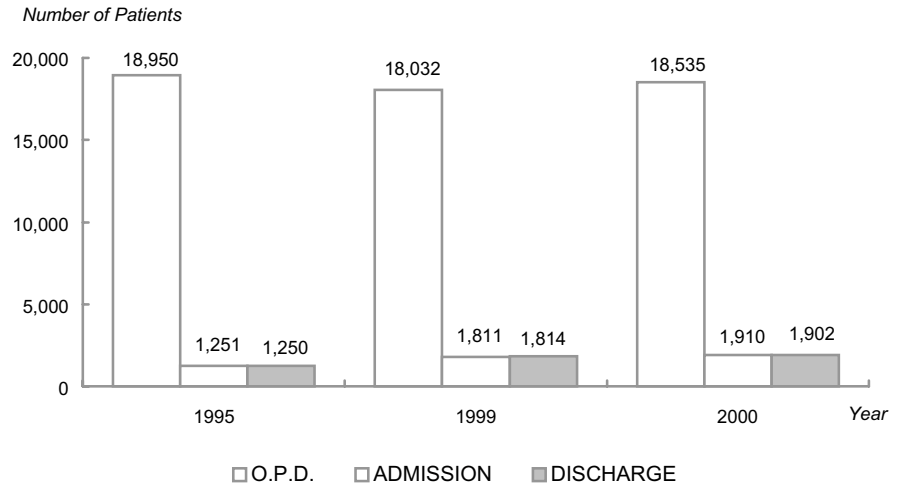
Surgical Department

A total number of 24,965 patient visits were registered in 2000. Among these 7,964 were new visits and the remaining 17,001 were followup visits. A total number of 6,943 patients were admitted in the surgical wards through different sources of admission. Among these 3,015 (43%) patients were admitted through Accident & Emergency, 4,712 (39%) through Outpatient clinics and the remaining 1,216 (18%) through the hospital Limited Private Practice and Private Clinics. The total number of patients discharged as surgical departments inpatients was 6,984 with 56,723 total discharge days and 8.1 days as average Length of Stay (excluding patients who stayed in the hospital more than 21 days).



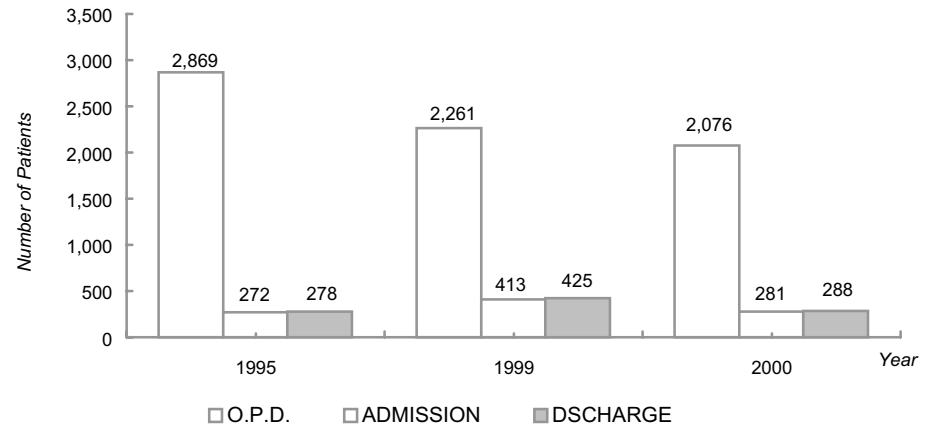
Orthopedics Surgery

A total number of 18,532 patients visits were registered in the Orthopedics Surgery out patient clinics in 2000. Among these 7,034 were new visits and the remaining 18,532 were followup visits. A total number of 1,910 patients were admitted, and among these 1,179(62%) were admitted through Accident and Emergency, 439(23%) through Outpatient clinics and the remaining 292(15%) through Limited Private Practice and or Private Clinics. A total number of 1,902 patients were discharged with 18,877 discharge days and the average Length of Stay was 9.9 days



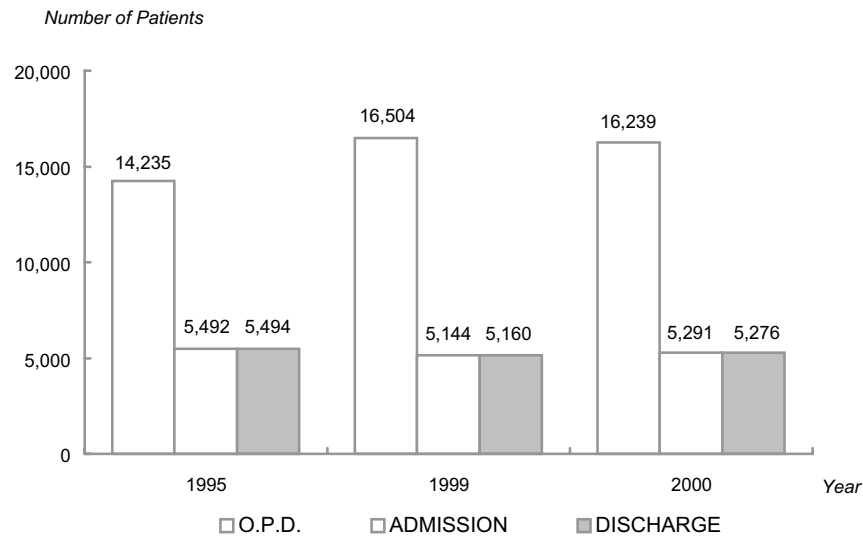
Plastic Surgery and Burns

A total number of 2,076 patients visits were registered in 2000. Among this 671 were new patient visits and the remaining 1,405 were followup visits. A total number of 281 patients were admitted. 191 (68%) were admitted through Accident & Emergency and 86 (31%) through Outpatient clinics and the remaining 4 (1%) through Limited Private Practice and or Private Clinics. A total number of 288 patients were discharged with 3,805 discharge days and the average Length of Stay was 13.2 days.



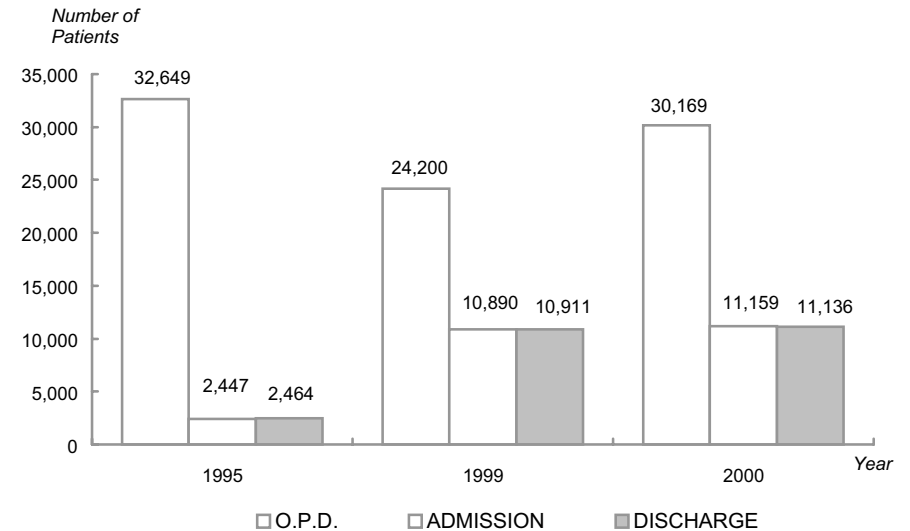
Pediatrics

A total number of 16,239 patient visits were registered in 2000. Among this 3,813 were new visits and the remaining 12,426 were followup visits. A total number of 5,291 patients were admitted under the care of the Pediatrics Deptment. A among these, 4,365 (82%) were admitted through Accident & Emergency, 820 (15%) through Outpatient clinics and the remaining 106 (2%) through the Limited Private Practice and or Private Clinics. A total number of 5,276 patients were discharged with 33,833 discharge days and the average Length of Stay was 6.4 days.



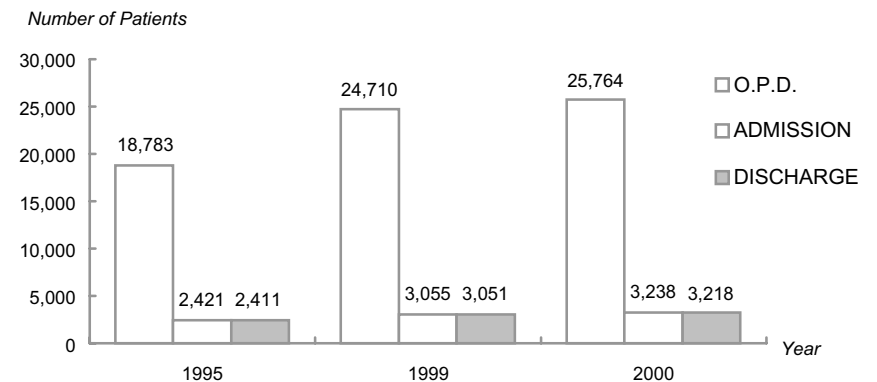
Obstetrics & Gynaecology

A total number of 30,169 visits were registered in 2000. Among this, 6,569 were new visits and the remaining 23,600 were follow-up Visits. A total number of 11,159 patients were admitted under the care of Obstetrics & Gynaecology. Out of this total, 9,198 (82%) were admitted through Accident & Emergency, 1,323 (12%) through Outpatient clinics and the remaining 638 (6%) through Limited Private Practice and or Private Clinics. A total number of 11,136 patients were discharged with 46,897 discharge days and the average Length of Stay was 4.2 days.



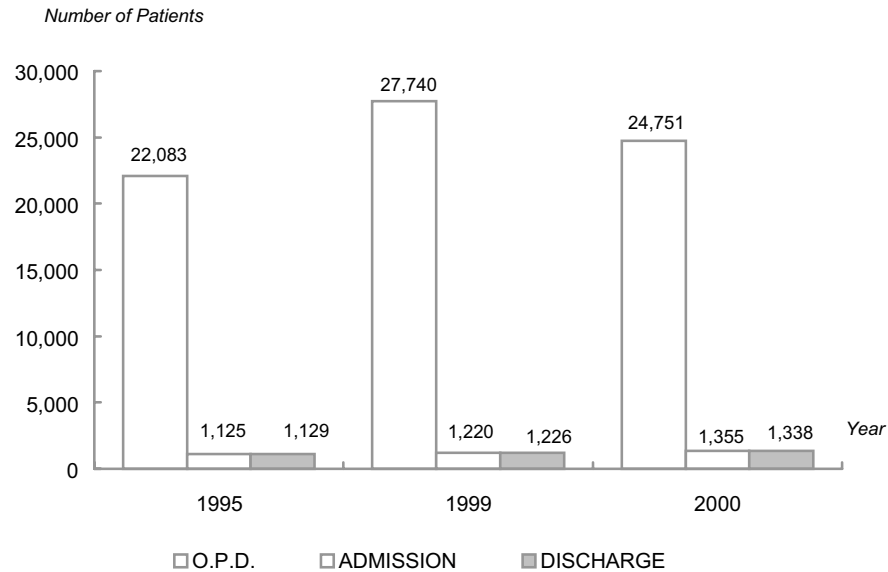
Ear, Nose and Throat Department

A total number of 25,764 patients visits were registered in 2000. Among this 7,420 were new patient's visits and the remaining 18,344 were follow-up visits. A total number of 3,238 patients were admitted under the care of the Ear, Nose and Throat Department. Admissions took place through different sources for example: 701 (22%) were admitted through Accidents & Emergency, 1,624 (50%) through Outpatient clinics and the remaining 913 (28%) through Limited Private Practice and or Private Clinics. A total number of 3,218 patients were discharged with 10,707 discharge days and the average Length of Stay was 3.3 days.



Ophthalmology

A total number of 24,751 visits were registered in 2000. Among this, 9,158 were new visits and the remaining 15,593 were followup visits. A total number of 1,355 patients were admitted in the Ophthalmology wards. Out of these admissions, 305 (23%) were admitted through Accident & Emergency, 911 (67%) through Outpatient clinics and the remaining 139 (10%) through Limited Private Practice and or Private Clinics. A total number of 1,338 patients were discharged with 9,263 discharge days and the average Length of Stay was 6.9 days.



Dental Department

A total number of 5,578 patient visits were registered in 2000. Among this, 2,808 were new visits and the remaining 2,770 were followup visits. A total number of 270 patients were admitted and 145 (54%) were admitted through Accident & Emergency, 118 (44%) were admitted through Outpatient clinics and the remaining 7 (3%) through Limited Private Practice and or Private Clinics. 267 patients were discharged with a total inpatient days of 1,245 Average Length of Stay was 4.7 days.

