

## VITAL STATISTICS

Reported and Registered Births and Deaths 2003
Vital Statistics Reported Data 2003
Crude Birth (Registered) Rate Per 1000 Population by Nationality 1994-2003
Reported Births by Place of Birth 2003
Registered Live Births by Place of Birth, Nationality and Sex 2003
Registered Live Births by Place of Births and Nationality 2003
Registered Live Births by Birth Weight, Nationality and Age of Mother 2003
irth Weight (kg) by Nationality 2003
Registered Live Births by Birth Intervals, Nationality and Age Groups of Mother 2003
Registered Still Births by Nationality, Sex and Age of Fetus 2003
Reported Deaths by Place, Nationality and Sex 2003
Reported Deaths by Age Groups, Nationality and Sex 2003
Death Rate by Age Groups, Nationality and Sex 2003
Reported Deaths by Cause of Death, Nationality and Sex 2003
Number and Percentage of Reported Deaths 2003
Reported Deaths by Cause of Death and Age Groups 2003
Reported Deaths by Cause of Death and Region 2003
Deaths Rates by Cause of Death, Year and Nationality 1999-2003
The Ten Leading Causes of Death 1999-2003
The Ten Leading Causes of Death Rates 1999-2003
Medium Projections of Mean Life Expectancy at Birth by Sex for the Period 1950-2005

Table 8.1, page 8-3
Table 8.2, page 8-4
Figure 8.1, page 8-5
Table 8.3, page 8-6
Table 8.4, page 8-7
Figure 8.2, page 8-8
Table 8.5, page 8-9
Figures 8.3, page 8-10
Table 8.6, page 8-11
Table 8.7, page 8-12
Table 8.8, page 8-13
Table 8.9, page 8-14
Figure 8.4, page 8-15
Table 8.10, page 8-16
Figure 8.5, page 8-18
Table 8.11, page 8-19
Table 8.12, page 8-21
Table 8.13, page 8-23
Table 8.14, page 8-25
Figure 8.6, page 8-26
Table 8.15, page 8-29

## الإحصاءات الحيوية

المواليد والوفيات المبلغ عنها والمسجلين 2003
الإحصاءات الحيوية المبلغ عنها 2003
معدل المواليد الخام (المسجلين) لكل 1000 من السكان حسب الجنسية 2003-1994
المواليد المبلغ عنهم حسب مكان الولادة 2003
المواليد الأحياء المسجلون حسب مكان الولادة والجنسية والنوع 2003
المواليد الأحياء المسجلون حسب مكان الولادة والجنسية 2003
المواليد الأحياء المسجلون حسب وزن المولود والجنسية وفئات سن الأم 2003
وزن المواليد (بالكيلوجرام) حسب الجنسية 2003
المواليد الأحياء المسجلون حسب الفترة بين الولادات والجنسية وفئات سن الأم 2003
المواليد الموتي (المسجلون) حسب عمر وجنسية ونوع الجنين 2003
إجمالي الوفيات المبلغ عنها حسب المكان والجنسية والنوع 2003
إجمالي الوفيات المبلغ عنها حسب فئات السن والجنسية والنوع 2003
معدل الوفيات حسب فئات السن والجنسية والنوع 2003
إجمالي الوفيات المبلغ عنها حسب سبب الوفاة والجنسية والنوع 2003
عدد ونسبة الوفيات المبلغ عنها 2003
إجمالي الوفيات المبلغ عنها حسب سبب الوفاة وفئات السن 2003
إجمالي الوفيات المبلغ عنها حسب سبب الوفاة والمنطقة 2003
معدلات الوفيات حسب سبب الوفاة والسنة والجنسية 2003-1999
معدلات أعلى عشرة أسباب للوفاة 2003-1999
معدلات أعلى عشرة أسباب للوفاة 2003-1999
التقديرات المتوسطة للعمر المتوقع عند الميلاد حسب النوع للفترة من 2005-1950



Indicators	Registered المسجلين			Reported المبلغ عنهم		
	Total	Female	Male	Total	Female	Male
	Births					
Live	14,560	7,256	7,304	14,568	7,227	7,341
Still	17	7	10	106	41	65
Total	14,577	7,263	7,314	* 14,674	7,268	7,406
Deaths	2,094	862	1,232	2,114	872	1,242

\* Total Reported Birth excluding reported births at home and abroad .

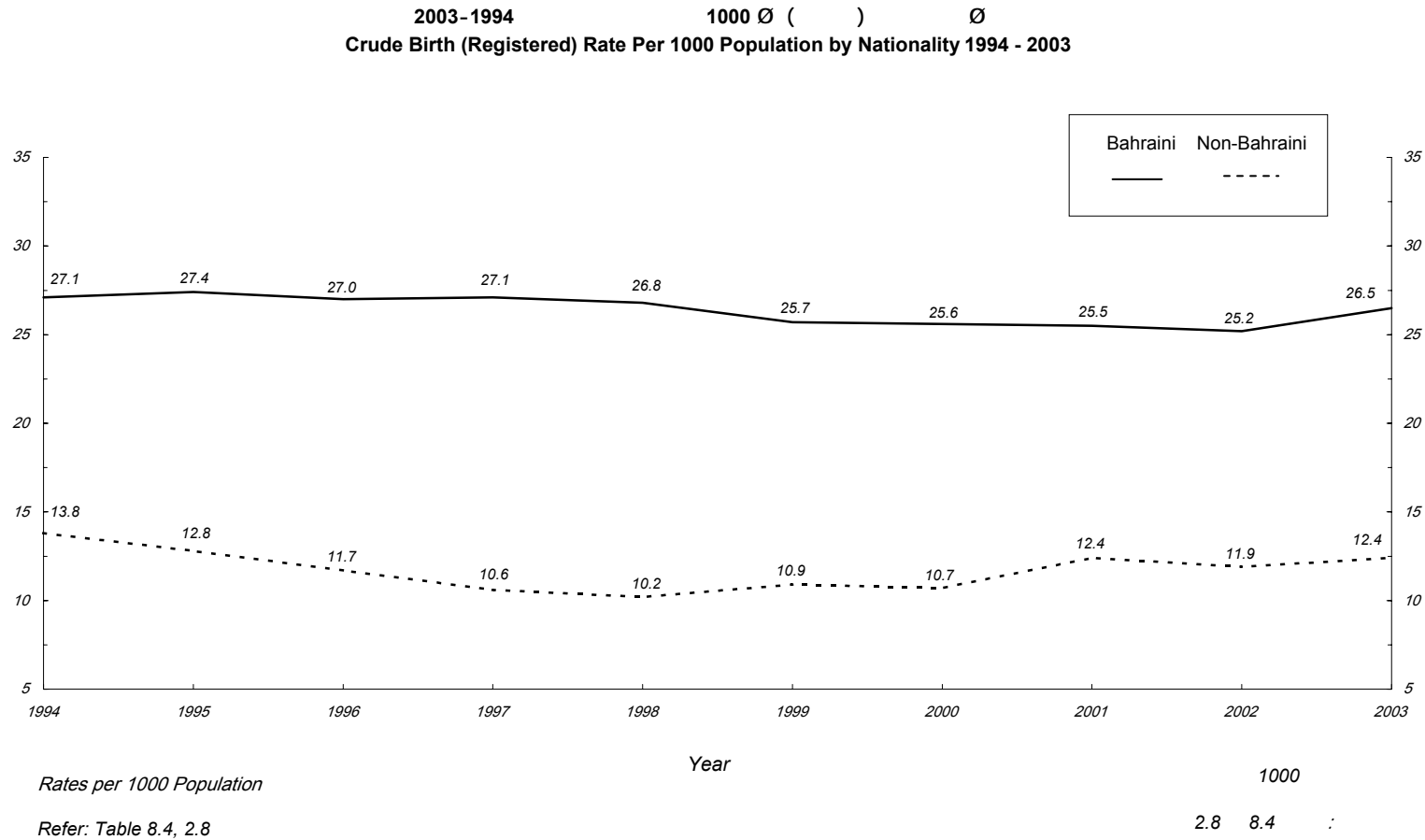
<i>Indicator</i>	<i>2003</i>	<i>2002</i>	<i>2001</i>	<i>2000</i>	<i>1999</i>			
<b>Incidence</b>								
Live births	14,568	13,525	13,437	13,531	<sup>1</sup> 13,214			
Still births	106	134	118	136	115			
Total births <sup>2</sup>	14,674	13,659	13,555	13,667	<sup>1</sup> 13,329			<sup>2</sup>
Premature births	1,275	1,164	1,110	1,010	1,050			
Infants death								
< 7 days	45	29	33	43	<sup>1</sup> 58			
7 days to < 4 wks	28	22	31	27	21	4		
4 wks to < 1 yr	34	43	53	47	50		4	
< 1 yr	107	94	117	117	129			
1-4 yrs	31	27	45	37	25	4		
< 5 yrs	138	121	162	154	154	5		
Maternal deaths	3	3	3	2	3			
Total deaths	2,114	2,035	1,979	2,045	<sup>1</sup> 1,920			
<b>Rates</b>								
Crude birth rate/1000 population	21.1	20.1	20.5	19.6	19.8			1000
Still birth rate/1000 births	7.2	9.8	8.7	10.0	8.6			1000
Premature birth rate/1000 live births	87.5	86.1	82.6	81.4	79.5			1000
Perinatal mortality rate/1000 births	10.3	11.9	11.1	13.1	13.0		1000	
Neonatal mortality rate/1000 live births	5.0	3.8	4.8	5.2	6.0		1000	
Postneonatal mortality rate/1000 live births	2.3	3.2	3.9	3.5	3.8		1000	
Infant mortality rate/1000 live births	7.3	7.0	8.7	8.6	<sup>1</sup> 7.7			1000
Under 5 yrs mortality/1000 live births	9.5	8.9	12.1	11.4	11.7		1000	5
Under 5 yrs mortality/1000 child<5yrs old	2.2	1.9	2.7	1.9	2.0	5		5
Maternal mortality rate/1000 live births	0.21	0.22	0.22	0.15	0.23			1000
Crude death rate/1000 population	3.1	3.0	3.0	3.0	2.9			1000
Sex ratio at birth : Male / (per 100 Female)	101.6	106.4	107.1	104.7	103.1		( 100 ) / :	
Mean of life expectancy at birth	73.8	73.8	73.8	72.9	72.9			

<sup>1</sup> Excluding 27 deaths under 25 weeks of gestation who perished shortly after birth .

<sup>2</sup> Excluding reported births at home and abroad .

( 25 ) 27 <sup>1</sup>

<sup>2</sup>



Place of Birth	Multiple Births				Total Births			Still Birth مولود ميت		Live Birth		
	Sext.	Quads	Triplets	Twins	Total	Female	Male	Female	Male	Female	Male	
<b>MOH Hospitals</b>	-	1	4	127	10,992	5,429	5,563	33	51	5,396	5,512	
Salmaniya Medical Complex	-	1	4	119	5,722	2,800	2,922	26	37	2,774	2,885	
Muharraq Maternity Hospital	-	-	-	4	1,644	824	820	3	4	821	816	
Jidhafs Maternity Hospital	-	-	-	4	3,563	1,773	1,790	4	10	1,769	1,780	
Sitra Maternity Hospital	-	-	-	-	25	15	10	-	-	15	10	
Western Region Maternity Hospital	-	-	-	-	23	10	13	-	-	10	13	
Riffa Maternity Hospital	-	-	-	-	15	7	8	-	-	7	8	
<b>Bahrain Defence Force Hospital</b>	-	-	1	28	2,786	1,379	1,407	4	13	1,375	1,394	
<b>Private Hospitals</b>	-	-	-	12	797	405	392	1	1	404	391	
International Hospital	-	-	-	7	206	101	105	-	-	101	105	
American Mission Hospital	-	-	-	3	299	152	147	-	-	152	147	
Awali Hospital	-	-	-	2	114	62	52	-	-	62	52	
Ibn Al-Nafees Hospital	-	-	-	-	76	41	35	-	1	41	34	
Bahrain Specialist Hospital	-	-	-	-	102	49	53	1	-	48	53	
<b>Born enroute to hospital</b>	-	-	-	-	99	55	44	3	-	52	44	
<b>Total*</b>	-	1	5	167	14,674	7,268	7,406	41	65	7,227	7,341	*

\* Excluding reported births at home and abroad

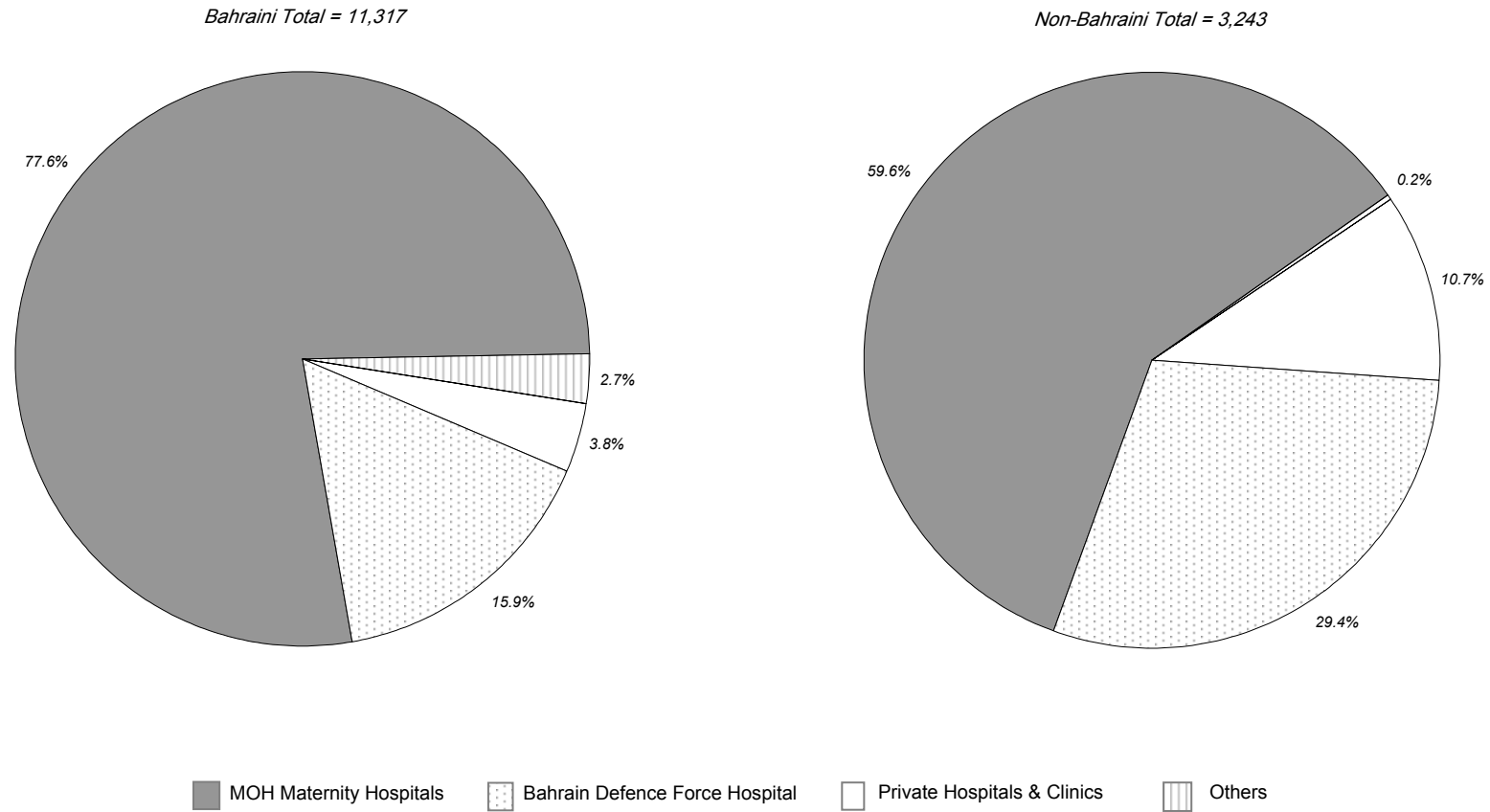
\* لا تشمل المواليد في المنزل وفي الخارج .

Place of Birth	Total			Non-Bahraini			Bahraini		
	Total	Female	Male	Total	Female	Male	Total	Female	Male
<b>MOH Hospitals</b>	<b>10,711</b>	<b>5,318</b>	<b>5,393</b>	<b>1,934</b>	<b>961</b>	<b>973</b>	<b>8,777</b>	<b>4,357</b>	<b>4,420</b>
Salmaniya Medical Complex	5,529	2,734	2,795	871	415	456	4,658	2,319	2,339
Muharrag Maternity	1,584	783	801	494	258	236	1,090	525	565
Jidhafs Maternity	3,541	1,770	1,771	562	284	278	2,979	1,486	1,493
Sitra Maternity	20	13	7	1	1	-	19	12	7
Western Region Maternity	22	9	13	-	-	-	22	9	13
Riffa Maternity	15	9	6	6	3	3	9	6	3
<b>Bahrain Defence Force Hospital</b>	<b>2,757</b>	<b>1,398</b>	<b>1,359</b>	<b>955</b>	<b>474</b>	<b>481</b>	<b>1,802</b>	<b>924</b>	<b>878</b>
<b>Private Hospitals &amp; Clinics</b>	<b>777</b>	<b>389</b>	<b>388</b>	<b>346</b>	<b>156</b>	<b>190</b>	<b>431</b>	<b>233</b>	<b>198</b>
International Hospital	197	96	101	74	28	46	123	68	55
American Mission Hospital	288	139	149	157	71	86	131	68	63
Awali Hospital	113	60	53	56	25	31	57	35	22
Ibn Al-Nafees Hospital	75	42	33	25	13	12	50	29	21
Bahrain Specialist Hospital	99	50	49	30	17	13	69	33	36
Hussa Al-Kabi Clinic	5	2	3	4	2	2	1	-	1
<b>Born at Home *</b>	<b>55</b>	<b>31</b>	<b>24</b>	<b>8</b>	<b>2</b>	<b>6</b>	<b>47</b>	<b>29</b>	<b>18</b>
<b>Born Abroad</b>	<b>258</b>	<b>119</b>	<b>139</b>	<b>-</b>	<b>-</b>	<b>-</b>	<b>258</b>	<b>119</b>	<b>139</b>
<b>Others</b>	<b>2</b>	<b>1</b>	<b>1</b>	<b>-</b>	<b>-</b>	<b>-</b>	<b>2</b>	<b>1</b>	<b>1</b>
<b>Total</b>	<b>14,560</b>	<b>7,256</b>	<b>7,304</b>	<b>3,243</b>	<b>1,593</b>	<b>1,650</b>	<b>11,317</b>	<b>5,663</b>	<b>5,654</b>

\* Births at home include births enroute to the hospital .

\*

**2003**  
**Registered Live Births By Place of Births & Nationality 2003**



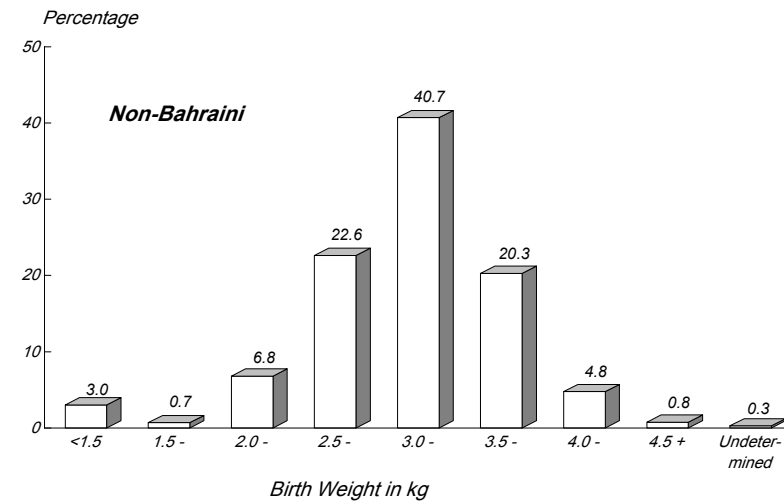
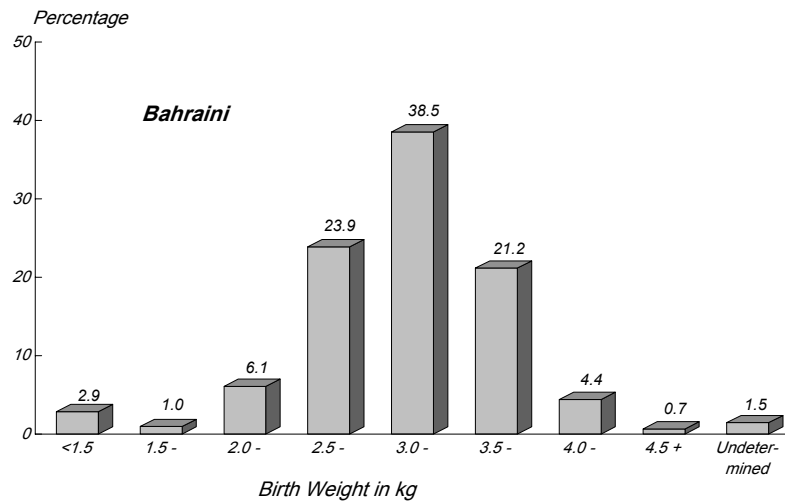
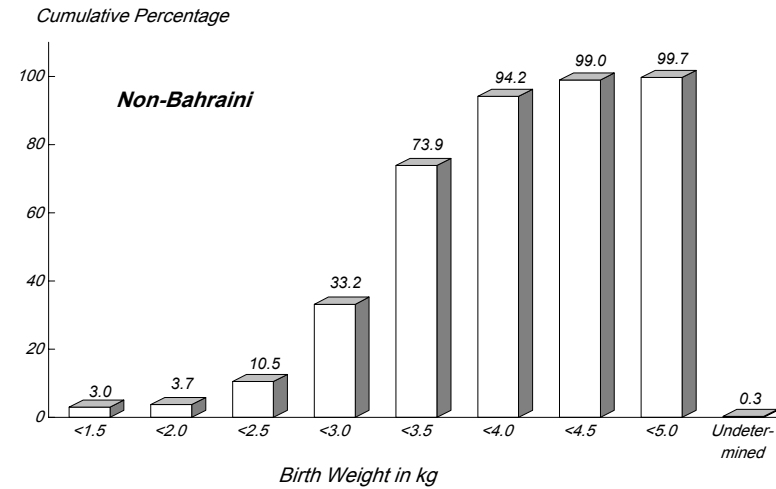
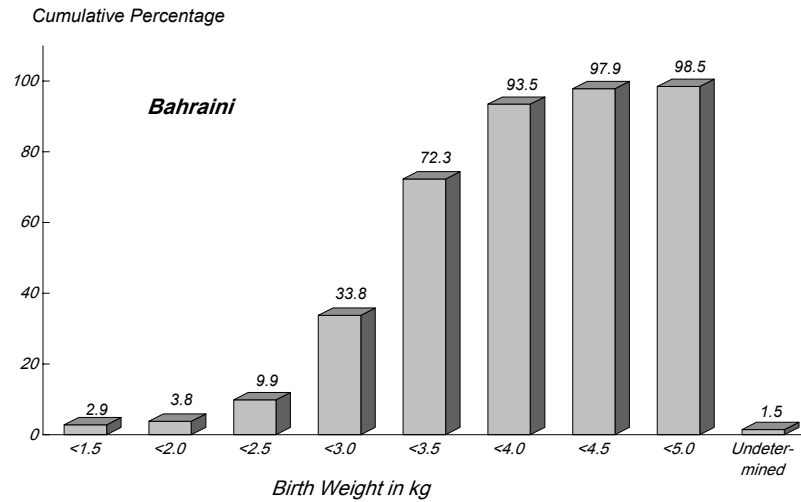
Refer: Table 8.4

مرجع: جدول 8.4



Total	Birth weight (in kg)									Nationality (Father/Baby)	Mother Age Group
	Undete- rmined	4.5+	4.0+	3.5+	3.0+	2.5+	2.0+	1.5+	Ø 1.5		
11	-	-	-	-	3	2	4	-	2	Bah	less than 15
2	-	-	-	1	1	-	-	-	-	Non-Bah	
395	6	-	4	60	154	126	31	3	11	Bah	15-19
121	-	-	3	21	53	29	9	-	6	Non-Bah	
2,528	22	4	58	443	1009	716	184	21	71	Bah	20-24
729	4	2	25	129	286	196	57	3	27	Non-Bah	
3,488	42	20	135	736	1365	830	217	44	99	Bah	25-29
1,017	2	7	41	196	431	232	71	6	31	Non-Bah	
2,532	47	25	141	567	1000	548	119	17	68	Bah	30-34
836	1	8	48	185	349	161	53	9	22	Non-Bah	
1,771	34	20	120	438	641	353	93	18	54	Bah	35-39
417	1	4	27	103	156	90	24	3	9	Non-Bah	
539	10	5	37	144	166	115	39	6	17	Bah	40-44
105	1	4	9	22	40	19	5	2	3	Non-Bah	
44	1	1	3	5	20	12	1	-	1	Bah	45-49
12	-	-	2	-	2	6	2	-	-	Non-Bah	
6	-	-	-	2	3	1	-	-	-	Bah	50+
3	-	-	-	1	1	1	-	-	-	Non-Bah	
3	3	-	-	-	-	-	-	-	-	Bah	Unknown
1	-	-	-	-	1	-	-	-	-	Non-Bah	
11,317	165	75	498	2,395	4,361	2,703	688	109	323	Bah	
3,243	9	25	155	658	1,320	734	221	23	98	Non-Bah	Total
14,560	174	100	653	3,053	5,681	3,437	909	132	421	Total	

وزن المواليد ( بالكيلو جرام ) حسب الجنسية 2003  
Birth Weight in (kg) By Nationality 2003



Refer: Table 8.5

مرجع: جدول 8.5

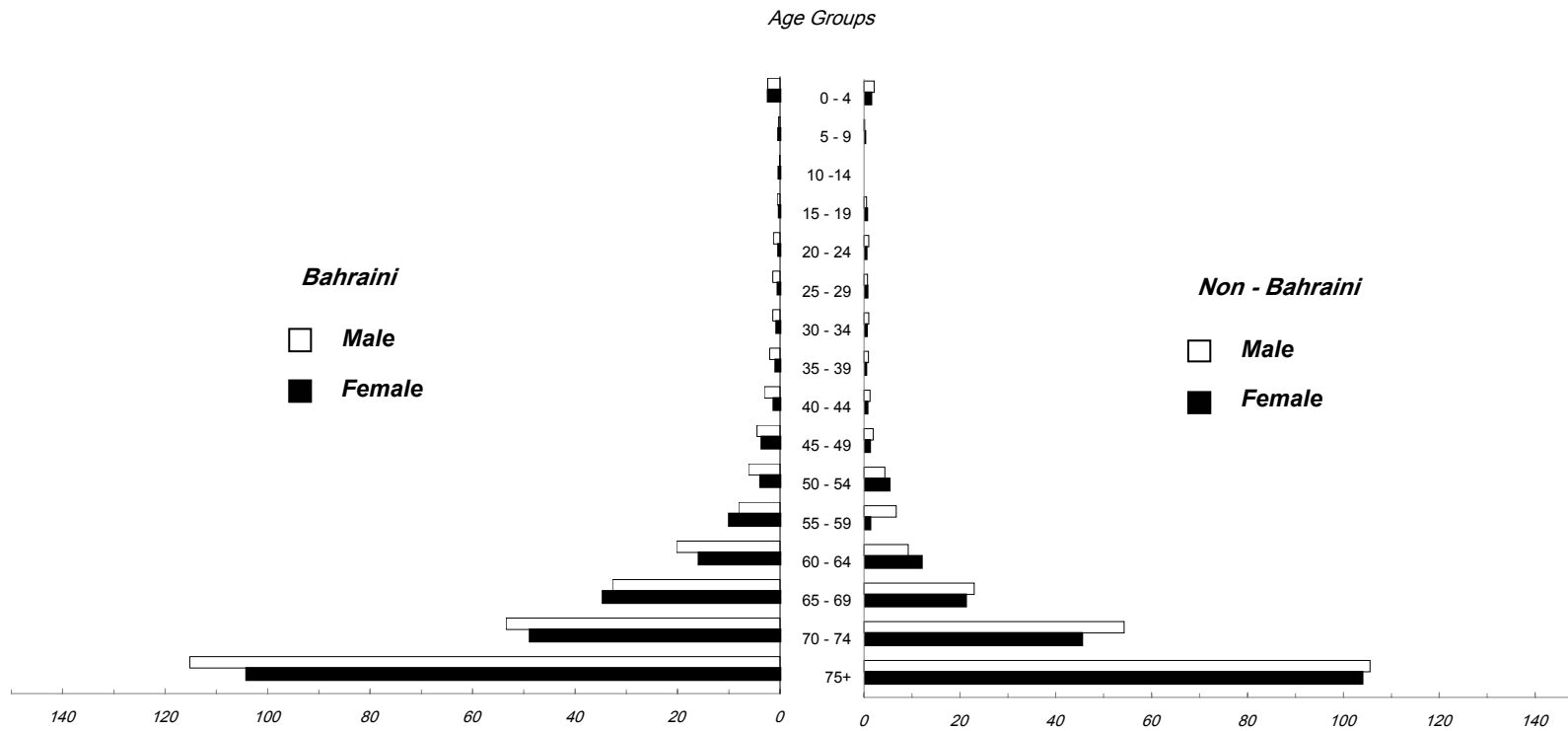
Total	Birth Interval (years) ( )									1st Delivery	Nationality (Father/Baby)	Mother Age Groups
	Undetermined	7+	6+	5+	4+	3+	2+	1+	<1			
11	-	-	-	-	-	1	-	-	-	10	Bah	less than 15
2	-	-	-	-	-	-	-	-	-	2	Non-Bah	
395	1	-	-	-	1	4	13	42	3	331	Bah	15-19
121	-	1	-	-	1	-	4	25	2	88	Non-Bah	
2,528	38	3	5	23	77	139	344	353	20	1,526	Bah	20-24
729	17	4	3	8	22	51	119	152	5	348	Non-Bah	
3,488	49	75	91	200	341	537	667	543	9	976	Bah	25-29
1,017	18	27	28	42	84	102	177	174	11	354	Non-Bah	
2,532	14	252	186	285	318	417	467	308	8	277	Bah	30-34
836	12	86	60	62	92	128	139	117	-	140	Non-Bah	
1,771	1	326	172	197	223	251	286	220	4	91	Bah	35-39
417	6	77	30	32	38	51	76	52	2	53	Non-Bah	
539	4	146	54	48	50	76	84	55	-	22	Bah	40-44
105	-	26	7	13	9	10	14	14	-	12	Non-Bah	
44	1	17	5	6	4	4	4	1	-	2	Bah	45-49
12	-	5	-	1	1	1	3	1	-	-	Non-Bah	
6	-	3	-	1	-	1	-	-	-	1	Bah	50+
3	-	-	-	-	-	1	1	1	-	-	Non-Bah	
3	-	-	-	-	-	-	-	-	-	3	Bah	Unknown
1	-	-	-	-	-	-	-	-	-	1	Non-Bah	
11,317	108	822	513	760	1,014	1,430	1,865	1,522	44	3,239	Bah	
3,243	53	226	128	158	247	344	533	536	20	998	Non-Bah	Total
14,560	161	1,048	641	918	1,261	1,774	2,398	2,058	64	4,237	Total	

<i>Total</i>			<i>Non-Bahraini</i>			<i>Bahraini</i>			( ) <i>Age of Fetus (weeks)</i>
<i>Total</i>	<i>Female</i>	<i>Male</i>	<i>Total</i>	<i>Female</i>	<i>Male</i>	<i>Total</i>	<i>Female</i>	<i>Male</i>	
2	1	1	2	1	1	-	-	-	less than 28 wks
1	-	1	-	-	-	1	-	1	28
-	-	-	-	-	-	-	-	-	29
-	-	-	-	-	-	-	-	-	30
-	-	-	-	-	-	-	-	-	31
1	-	1	-	-	-	1	-	1	32
1	1	-	-	-	-	1	1	-	33
-	-	-	-	-	-	-	-	-	34
1	1	-	-	-	-	1	1	-	35
1	1	-	1	1	-	-	-	-	36
-	-	-	-	-	-	-	-	-	37
3	1	2	-	-	-	3	1	2	38
2	1	1	-	-	-	2	1	1	39
5	1	4	-	-	-	5	1	4	40 & over
17	7	10	3	2	1	14	5	9	Total

<i>Place</i>	<i>Total</i>			<i>Non-Bahraini</i>			<i>Bahraini</i>		
	<i>Total</i>	<i>Female</i>	<i>Male</i>	<i>Total</i>	<i>Female</i>	<i>Male</i>	<i>Total</i>	<i>Female</i>	<i>Male</i>
Hospitals	1,451	668	783	204	63	141	1,247	605	642
Abroad	58	11	47	-	-	-	58	11	47
Home	445	171	274	90	16	74	355	155	200
Others	160	22	138	82	9	73	78	13	65
<b>Total</b>	<b>2,114</b>	<b>872</b>	<b>1,242</b>	<b>376</b>	<b>88</b>	<b>288</b>	<b>1,738</b>	<b>784</b>	<b>954</b>

<i>Total</i>				<i>Non-Bahraini</i>				<i>Bahraini</i>				( ) <i>Age Groups (Years)</i>
<i>%</i>	<i>Total</i>	<i>Female</i>	<i>Male</i>	<i>%</i>	<i>Total</i>	<i>Female</i>	<i>Male</i>	<i>%</i>	<i>Total</i>	<i>Female</i>	<i>Male</i>	
2.1	45	18	27	1.9	7	2	5	2.2	38	16	22	< 1 week
1.3	28	16	12	1.3	5	3	2	1.3	23	13	10	1 week - < 1 month
1.6	34	19	15	1.1	4	3	1	1.7	30	16	14	1 month - < 1 year
1.5	31	11	20	1.9	7	1	6	1.4	24	10	14	1 - 4
0.9	20	10	10	0.5	2	1	1	1.0	18	9	9	5 - 9
0.6	12	7	5	0.0	0	-	-	0.7	12	7	5	10 - 14
1.0	22	6	16	1.1	4	2	2	1.0	18	4	14	15 - 9
2.4	50	10	40	4.5	17	4	13	1.9	33	6	27	20 - 24
2.8	60	15	45	8.0	30	8	22	1.7	30	7	23	25 - 29
3.4	71	18	53	10.4	39	7	32	1.8	32	11	21	30 - 34
3.5	73	18	55	7.7	29	4	25	2.5	44	14	30	35 - 39
4.4	93	22	71	9.8	37	5	32	3.2	56	17	39	40 - 44
5.5	116	39	77	9.8	37	5	32	4.5	79	34	45	45 - 49
5.2	110	32	78	12.0	45	10	35	3.7	65	22	43	50 - 54
4.9	104	47	57	5.9	22	1	21	4.7	82	46	36	55 - 59
7.9	168	75	93	4.3	16	5	11	8.7	152	70	82	60 - 64
10.5	221	116	105	4.3	16	5	11	11.8	205	111	94	65 - 69
12.5	265	123	142	5.9	22	6	16	14.0	243	117	126	70 - 74
28.0	591	270	321	9.8	37	16	21	31.9	554	254	300	75+
100.0	2,114	872	1,242	100.0	376	88	288	100.0	1,738	784	954	Total

معدل الوفيات حسب فئات السن و الجنسية والنوع 2003  
 Death Rate By Age Groups, Nationality & Sex 2003



Rates per 1000 population

المعدلات لكل 1000 من السكان

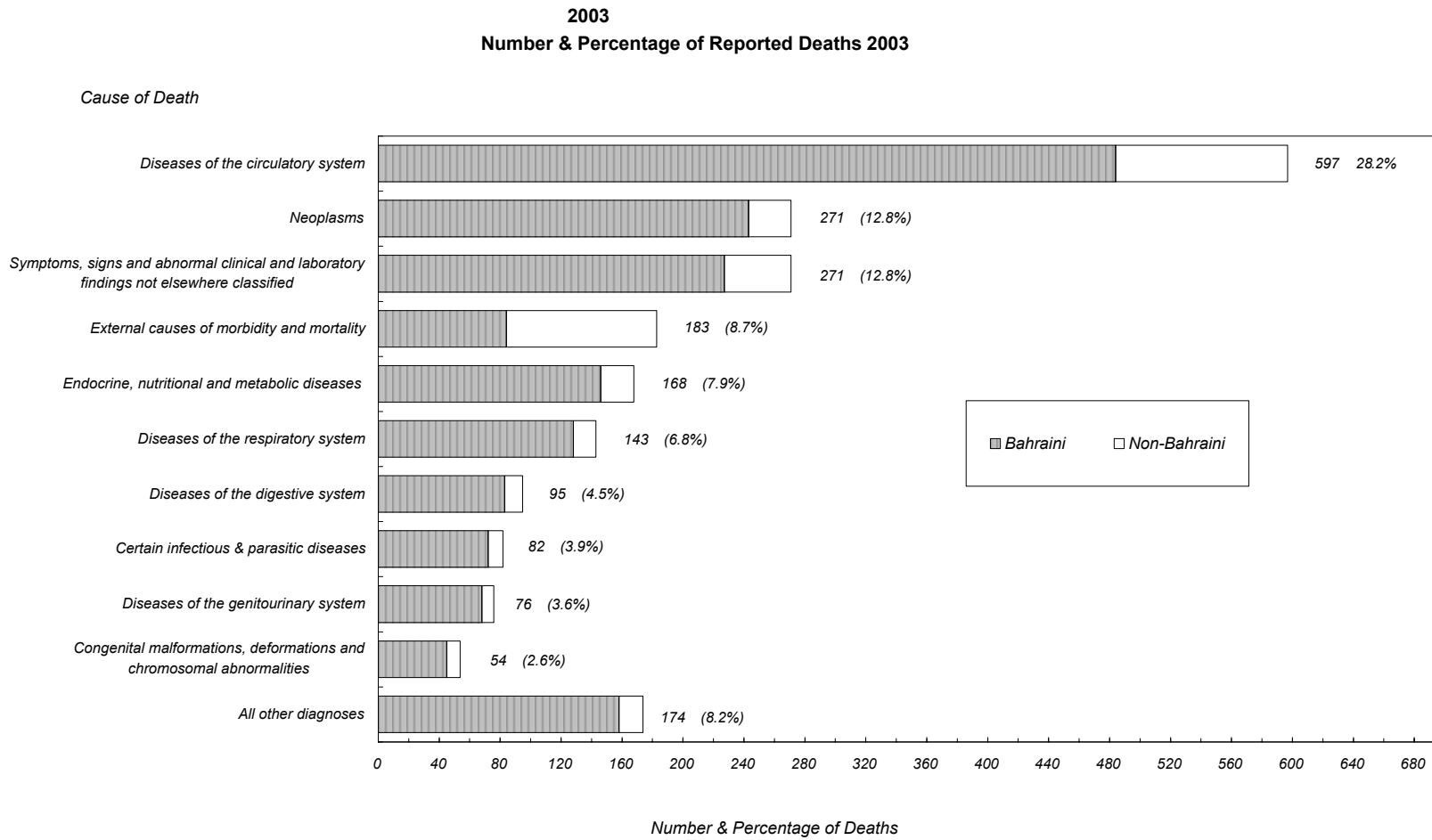
Refer: Table 8.9,2.8

مرجع: جدول 8.9 و 2.8

Cause of Death	Nationality / Sex /												ICD-10 Code
	Total				Non Bahraini				Bahraini				
	Total		F	M	Total		F	M	Total		F	M	
	%	No.			%	No.			%	No.			
Certain infectious & parasitic diseases	3.9	82	28	54	2.7	10	4	6	4.1	72	24	48	A00-B99
Neoplasms	12.8	271	121	150	7.4	28	12	16	14.0	243	109	134	C00-D49
Diseases of the blood and blood-forming organs and certain disorders involving the immune mechanism	1.8	39	17	22	0.3	1	1	-	2.2	38	16	22	D50-D89
Endocrine, nutritional and metabolic diseases	7.9	168	83	85	5.9	22	6	16	8.4	146	77	69	E00-E90
Mental and behavioural disorders	0.05	1	-	1	0.3	1	-	1	-	-	-	-	F00-F99
Diseases of the nervous system	1.7	36	17	19	1.6	6	2	4	1.7	30	15	15	G00-G99
Diseases of the circulatory system	28.2	597	269	328	30.1	113	24	89	27.8	484	245	239	I00-I99
Diseases of the respiratory system	6.8	143	50	93	4.0	15	1	14	7.4	128	49	79	J00-J99
Diseases of the digestive system	4.5	95	42	53	3.2	12	3	9	4.8	83	39	44	K00-K99
Diseases of the skin and subcutaneous tissue	2.1	45	26	19	0.3	1	1	-	2.5	44	25	19	L00-L99
Diseases of the musculoskeletal system and connective tissue	-	-	-	-	-	-	-	-	-	-	-	-	M00-M99



Cause of Death	Nationality / Sex /												ICD-10 Code
	Total				Non Bahraini				Bahraini				
	Total		F	M	Total		F	M	Total		F	M	
	%	No.			%	No.			%	No.			
Diseases of the genitourinary system	3.6	76	38	38	2.1	8	1	7	3.9	68	37	31	N00-N99
Pregnancy, childbirth and the puerperium	0.1	3	3	0	-	-	-	-	0.2	3	3	-	O00-O99
Certain conditions originating in the perinatal period	2.4	50	26	24	1.9	7	2	5	2.5	43	24	19	P00-P99
Congenital malformation, deformations and chromosomal abnormalities	2.6	54	24	30	2.4	9	5	4	2.6	45	19	26	Q00-Q99
Symptoms, signs and abnormal clinical and laboratory findings not elsewhere classified	12.8	271	100	171	11.7	44	9	35	13.1	227	91	136	R00-R99
External causes of morbidity and mortality	8.7	183	28	155	26.3	99	17	82	4.8	84	11	73	V00-Y98
Total	100	2,114	872	1,242	100	376	88	288	100	1,738	784	954	



Refer: Table 8.10

8.10 :

Cause of Death	Total	Age groups																	ICD-10 Code
		75+	70-74	65-69	60-64	55-59	50-54	45-49	40-44	35-39	30-34	25-29	20-24	15-19	10-14	5-9	1-4	<1 yr	
Certain infectious & parasitic diseases	82	29	6	11	7	2	2	6	5	4	2	2	3	1	1	-	1	-	A00-B99
Neoplasms	271	53	50	33	23	22	22	22	14	6	10	3	3	3	2	4	1	-	C00-D49
Diseases of the blood and blood-forming organs and certain disorders involving the immune mechanism	39	4	3	2	5	-	2	2	4	4	4	2	4	1	1	-	-	1	D50-D89
Endocrine, nutritional and metabolic diseases	168	53	29	29	18	11	10	10	3	1	-	1	-	-	2	-	-	1	E00-E90
Mental and behavioural disorders	1	-	-	-	-	-	1	-	-	-	-	-	-	-	-	-	-	-	F00-F99
Diseases of the nervous system	36	3	1	2	2	2	1	3	1	2	-	3	1	3	2	5	5	-	G00-G99
Diseases of the circulatory system	597	194	89	74	65	38	40	37	19	17	10	7	1	1	1	2	1	1	I00-I99
Diseases of the respiratory system	143	55	19	20	11	4	7	3	3	5	1	5	2	1	1	1	3	2	J00-J99
Diseases of the digestive system	95	44	9	8	8	10	1	3	6	1	1	1	-	-	-	-	3	-	K00-K99
Diseases of the skin and subcutaneous tissue	45	29	7	1	4	1	-	-	-	-	-	2	1	-	-	-	-	-	L00-L99
Diseases of the musculoskeletal system and connective tissue	-	-	-	-	-	-	-	-	-	-	-	-	-	-	-	-	-	-	M00-M99
Diseases of the genitourinary system	76	25	13	12	8	3	3	4	1	2	2	2	1	-	-	-	-	-	N00-N99

Cause of Death	Total	Age groups																	ICD-10 Code	
		75+	70-74	65-69	60-64	55-59	50-54	45-49	40-44	35-39	30-34	25-29	20-24	15-19	10-14	5-9	1-4	<1 yr		
Pregnancy, childbirth and the puerperium	3	-	-	-	-	-	-	-	-	1	1	-	-	1	-	-	-	-		O00-O99
Certain conditions originating in the perinatal period	50	-	-	-	-	-	-	-	-	-	-	-	-	-	-	-	-	-	50	P00-P99
Congenital malformations, deformations and chromosomal abnormalities	54	-	-	-	-	-	-	-	-	-	-	-	-	-	-	-	7	47	( )	Q00-Q99
Symptoms, signs and abnormal clinical and laboratory findings not elsewhere classified	271	93	38	26	14	8	10	12	16	12	13	10	5	2	2	3	3	4		R00-R99
External causes of morbidity and mortality	183	9	1	3	3	3	11	14	21	18	27	22	29	9	-	5	7	1		V00-Y98
Total	2,114	591	265	221	168	104	110	116	93	73	71	60	50	22	12	20	31	107		

Cause of Death	الجملة Total	Region												ICD-10 Code	
		Southern	مدينة Hamad Town	Western	Riffa	Isa Town	Central	Sitra	Northern	Jidhafs	Manama	Muharraq	Hidd		
Certain infectious and parasitic diseases	82	1	3	2	7	7	5	6	4	10	20	14	3		A00-B99
Neoplasms	271	-	14	10	20	24	18	16	15	29	65	56	4		C00-D49
Diseases of the blood and blood-forming organs and certain disorders involving the immune mechanism	39	-	2	1	1	1	5	3	4	4	10	7	1		D50-D89
Endocrine, nutritional and metabolic diseases	168	1	6	10	17	13	9	8	10	13	46	31	4	( )	E00-E90
Mental and behavioural disorders	1	-	-	-	-	-	-	-	-	-	1	-	-		F00-F99
Diseases of the nervous system	36	-	4	3	4	5	-	3	2	3	8	4	-		G00-G99
Diseases of the circulatory system	597	2	23	17	66	44	38	29	34	56	150	120	18		I00-I99
Diseases of the respiratory system	143	-	6	11	14	7	14	10	11	19	24	26	1		J00-J99
Diseases of the digestive system	95	1	4	4	7	5	5	7	6	8	21	23	4		K00-K99
Diseases of the skin and subcutaneous tissue	45	-	-	4	4	3	4	1	4	6	9	7	3		L00-L99
Diseases of the musculoskeletal system and connective tissue	-	-	-	-	-	-	-	-	-	-	-	-	-		M00-M99

Cause of Death	الجملة Total	Region												ICD-10 Code	
		Southern	مدينة Hamad Town	Western	Riffa	Isa Town	Central	Sitra	Northern	Jidhafs	Manama	Muharraq	Hidd		
Diseases of the genitourinary system	76	-	1	3	3	3	4	4	6	10	21	18	3		N00-N99
Pregnancy, childbirth and the puerperium	3	-	-	-	-	-	1	-	1	-	1	-	-		O00-O99
Certain conditions originating in the perinatal period	50	-	4	6	4	4	4	5	-	2	6	10	5		P00-P99
Congenital malformations, deformations and chromosomal abnormalities	54	-	4	1	8	2	7	6	1	5	9	10	1	( )	Q00-Q99
Symptoms, signs and abnormal clinical and laboratory findings not elsewhere classified	271	1	14	7	26	23	14	15	16	22	71	55	7		R00-R99
External causes of morbidity and mortality	183	-	13	8	23	11	12	21	1	6	58	29	1		V00-Y98
Total	2,114	6	98	87	204	152	140	134	115	193	520	410	55		

Cause of Death	2003		2002		2001		2000		1999		ICD-10 Code
	Non-Bah	Bah	Non-Bah	Bah	Non-Bah	Bah	Non-Bah	Bah	Non-Bah	Bah	
Certain infectious & parasitic diseases	3.8	16.8	5.1	13.2	3.2	10.0	5.1	17.1	3.4	10.9	A00-B99
Neoplasms	10.7	56.8	7.1	62.2	12.6	51.7	11.2	52.2	9.8	51.4	C00-D49
Diseases of the blood and blood-forming organs and certain disorders involving the immune mechanism	8.4	8.9	0.8	7.9	0.8	5.6	0.7	4.1	-	5.7	D50-D89
Endocrine, nutritional and metabolic diseases	8.4	34.1	10.6	38.8	3.6	37.7	7.6	28.7	7.2	32.1	E00-E90
Mental and behavioural disorders	0.4	0.0	-	0.5	0.4	1.0	0.7	1.0	1.5	0.2	F00-F99
Diseases of the nervous system	2.3	7.0	1.6	7.9	2.8	7.1	2.9	4.8	2.7	5.7	G00-G99
Diseases of the circulatory system	43.2	113.1	47.6	110.0	62.0	101.0	41.9	101.4	49.2	108.3	I00-I99
Diseases of the respiratory system	5.7	29.9	7.1	24.6	3.2	24.0	4.3	17.4	4.2	28.3	J00-J99
Diseases of the digestive system	4.6	19.4	4.3	14.1	3.2	13.5	2.9	15.7	5.3	15.4	K00-K99
Diseases of the skin and subcutaneous tissue	0.4	10.3	-	7.2	1.6	9.3	1.4	8.5	0.8	7.2	L00-L99

Cause of Death	2003		2002		2001		2000		1999		ICD-10 Code
	Non-Bah	Bah	Non-Bah	Bah	Non-Bah	Bah	Non-Bah	Bah	Non-Bah	Bah	
Diseases of the musculoskeletal system and connective tissue	-	-	-	0.2	-	-	0.4	0.5	-	1.0	M00-M99
Diseases of the genitourinary system	3.1	15.9	3.1	10.3	3.2	11.3	0.7	12.6	2.7	12.2	N00-N99
Pregnancy, childbirth and the puerperium	-	0.7	0.4	0.5	0.4	0.5	0.4	0.2	-	0.7	O00-O99
Certain conditions originating in the perinatal period	2.7	10.0	2.8	8.4	4.9	9.6	6.1	9.9	6.8	9.9	P00-P99
Congenital malformations, deformations and chromosomal abnormalities	3.4	10.5	4.7	7.9	6.9	12.0	2.5	10.4	3.8	14.2	Q00-Q99
Symptoms, signs and abnormal clinical and laboratory findings not elsewhere classified	16.8	53.0	12.6	65.1	10.9	73.0	11.9	67.1	9.5	64.1	R00-R99
External causes of morbidity and mortality	37.9	19.6	35.0	21.3	36.1	23.3	70.1	28.0	30.7	19.4	V00-Y98
<b>Total</b>	<b>144.2</b>	<b>406.1</b>	<b>142.9</b>	<b>400.0</b>	<b>156.1</b>	<b>390.7</b>	<b>170.9</b>	<b>379.6</b>	<b>137.5</b>	<b>386.9</b>	

Please refer to the Conventions used in the report regarding the rates mentioned in this table .

Note: Cause of death is based on ICD-10 effective from 2003.

All rates are per 100,000 population .

. 2003 (ICD-10 - ) :  
100,000



<i>%change</i> <i>03-02</i>	<i>%change</i> <i>02-01</i>	<i>%change</i> <i>01-00</i>	<i>%change</i> <i>00-99</i>	<i>2003</i>	<i>2002</i>	<i>2001</i>	<i>2000</i>	<i>1999</i>	<i>Principal Diagnosis</i>	<i>ICD-10</i> <i>Code</i>
0.2	0.2	11.2	-8.7	86.6	86.5	86.3	77.6	85.0	Diseases of the circulatory system	I00-I99
-5.0	12.0	3.3	2.2	39.3	41.4	36.9	35.8	35.0	Neoplasms	C00-D49
-13.1	-8.8	10.2	5.9	39.3	45.2	49.6	45.0	42.5	Symptoms, signs and abnormal clinical and laboratory findings not elsewhere classified	R00-R99
0.2	-5.7	-37.4	88.0	26.5	26.5	28.1	44.9	23.9	External causes of morbidity and mortality	V00-Y98
-13.3	12.9	22.7	-8.6	24.4	28.1	24.9	20.3	22.2	( Endocrine, nutritional and metabolic diseases	E00-E90
15.2	11.3	33.1	-35.2	20.7	18.0	16.2	12.2	18.8	Diseases of the respiratory system	J00-J99
32.3	8.3	-9.0	-7.4	13.8	10.4	9.6	10.6	11.4	Diseases of the digestive system	K00-K99
17.5	35.3	-39.2	54.6	11.9	10.1	7.5	12.3	8.0	Certain infectious & parasitic diseases	A00-B99
45.3	-7.9	5.5	-7.1	11.0	7.6	8.2	7.8	8.4	Diseases of the genitourinary system	N00-N99
16.9	-33.7	40.3	-28.7	7.8	6.7	10.1	7.2	10.1	( Congenital malformations, deformations and chromosomal abnormalities	Q00-Q99

Note: Cause of death is based on ICD-10 effective from 2003.

Occurrence of the 10 leading causes are based on the latest year, therefore some of previous years rates might be affected .

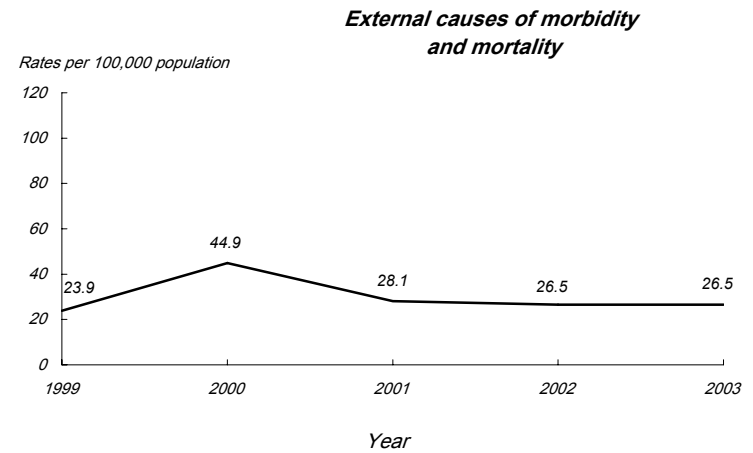
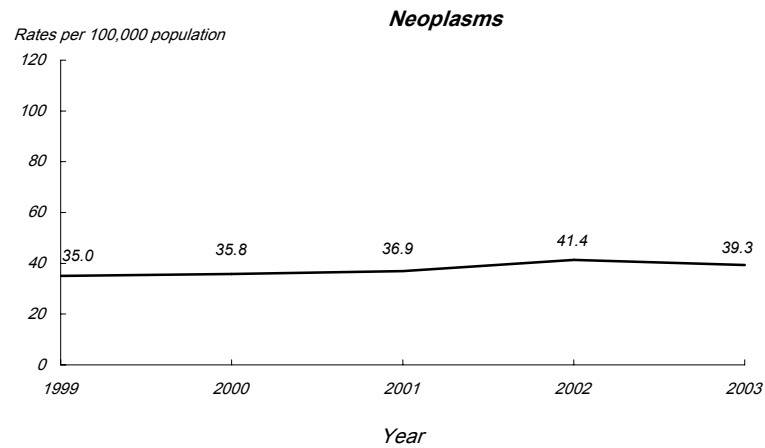
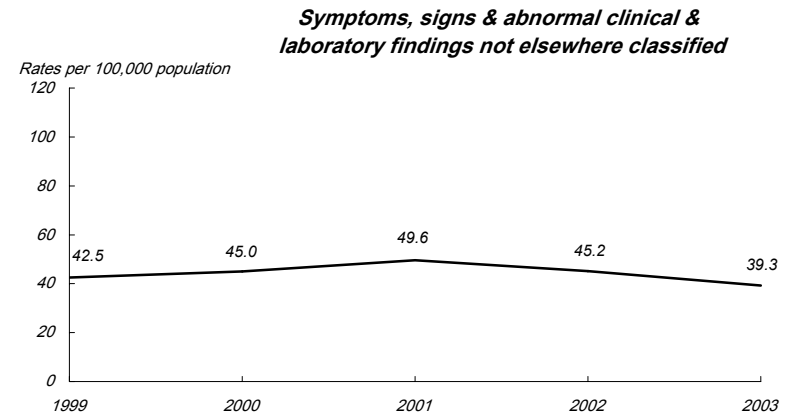
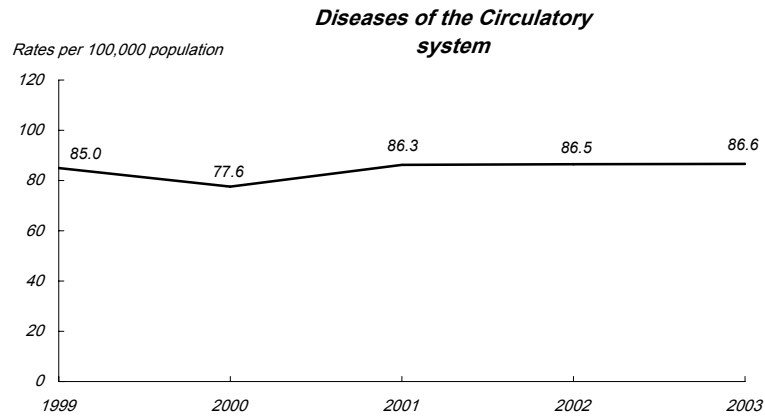
All rates are per 100,000 population .

. 2003

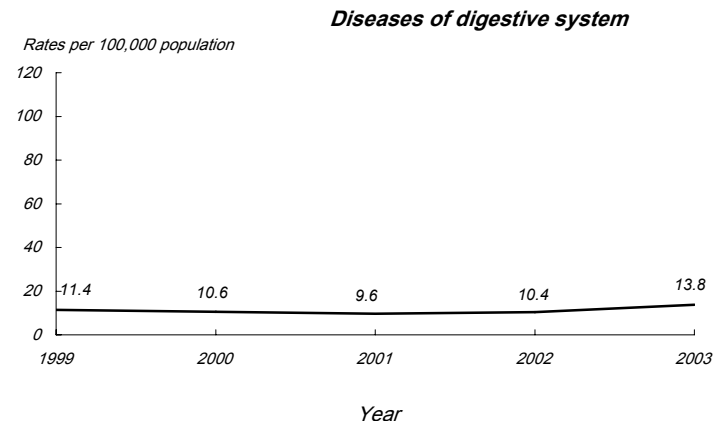
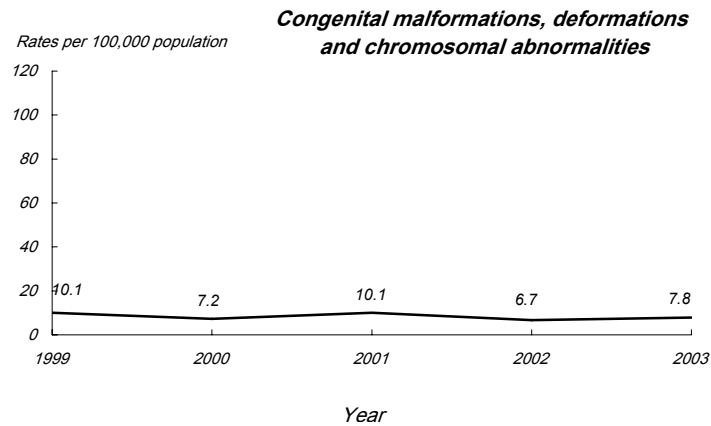
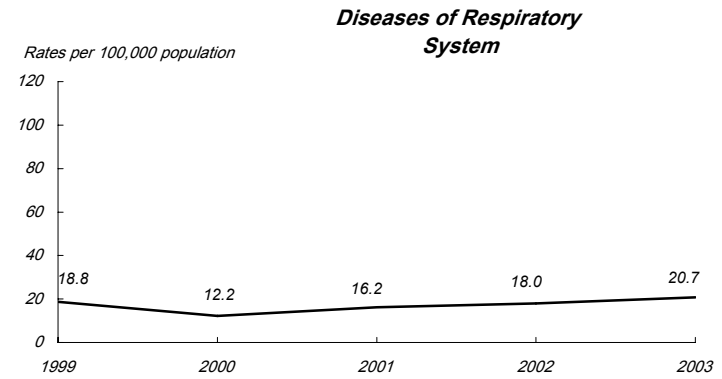
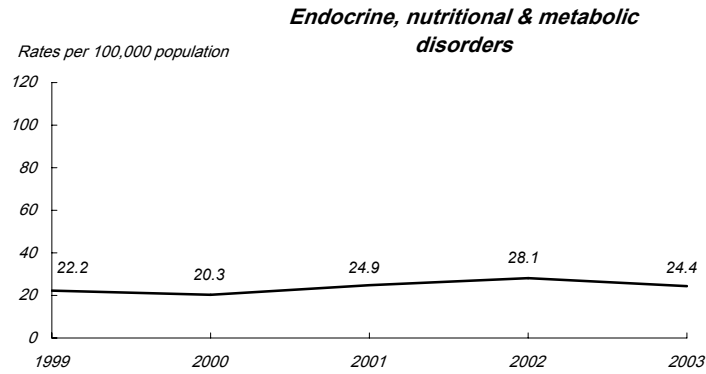
(ICD-10 - )

100,000

2003 - 1999  
The Ten Leading Causes of Death Rates 1999 - 2003

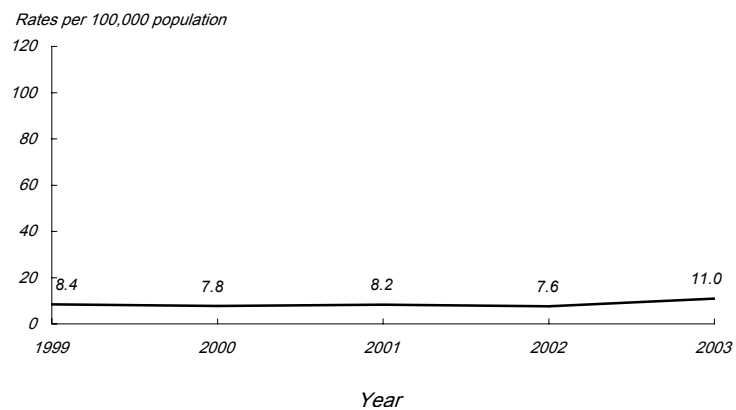


معدلات أعلى عشرة اسباب للوفاة 1999 - 2003  
The Ten Leading Causes of Death Rate 1999 - 2003

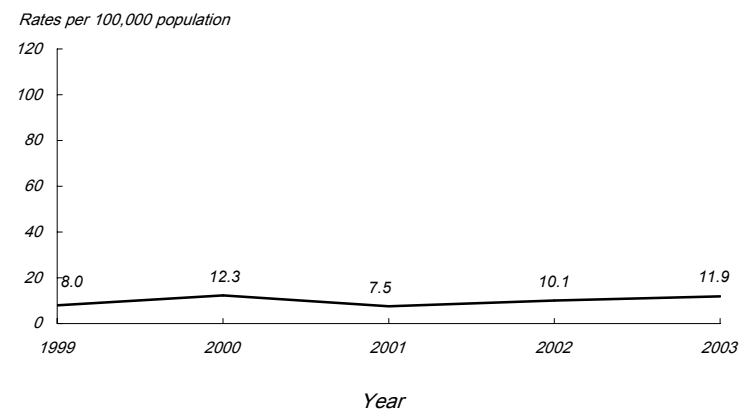


معدلات أعلى عشرة اسباب للوفاة 1999 - 2003  
The Ten Leading Causes of Death Rate 1999 - 2003

**Diseases of the genitourinary system**



**Certain infectious & parasitic diseases**



Refer: Table 8.14

مرجع: جدول 8.14

<i>life expectancy at birth</i>	<i>Female</i>	<i>Male</i>	<i>Period</i>
51.0	52.5	49.6	1950 - 1955
54.0	55.6	52.4	1955 - 1960
57.0	58.8	55.3	1960 - 1965
60.0	62.0	58.1	1965 - 1970
63.5	65.4	61.7	1970 - 1975
67.5	69.5	65.6	1975 - 1980
69.2	71.4	67.1	1980 - 1985
70.7	72.9	68.6	1985 - 1990
71.9	74.1	69.8	1990 - 1995
72.9	75.3	71.1	1995 - 2000
73.8	76.3	72.1	2000 - 2005

Source: Central Informatics Organisation  
(Statistical Abstract 1997).

(1997 - )